Assembly Instructions

Your sofa comes packaged in one box.DO NOT use any sharp object to open plastic wapped components,as damage to product or components may result.

Carefully remove all of the components from the packaging and set aside for assembly.

Assemble on a soft surface to prevent scratching the finish

Your sofa style may differ from images. Care for your furniture by periodically tighening all legs. Fabric will fade or discolor in direct sunlight.

Minimize exposure to direct sunlight to extend the life of your furniture.

A*1	B*3	C*3	D*2	E*4	F*1
Seat	Seat Cushion	Back Cushion	Pillow	Leg	Leg
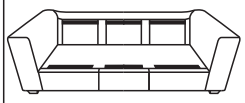				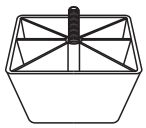	

Step 1

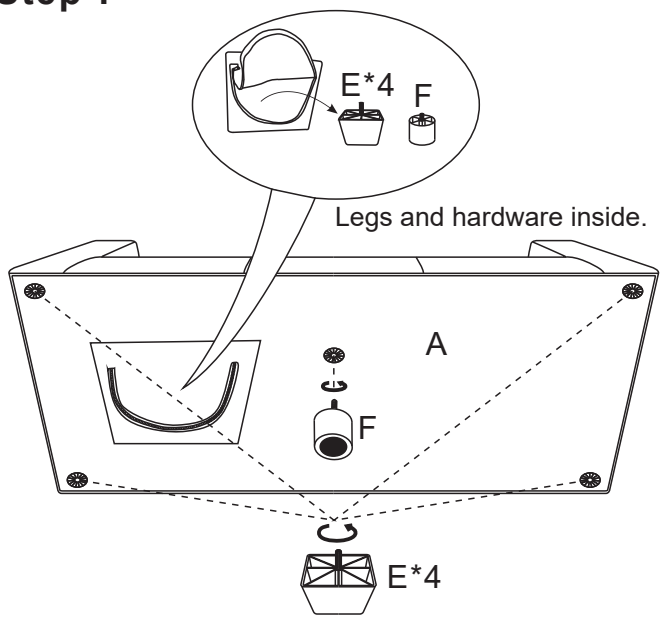

Step 2

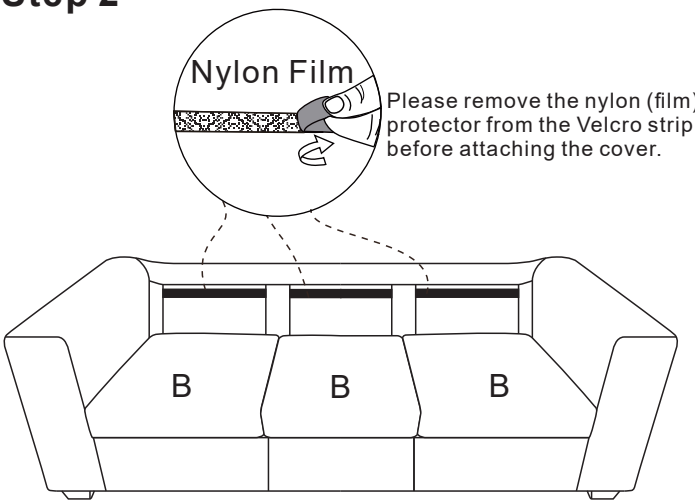

Step 3

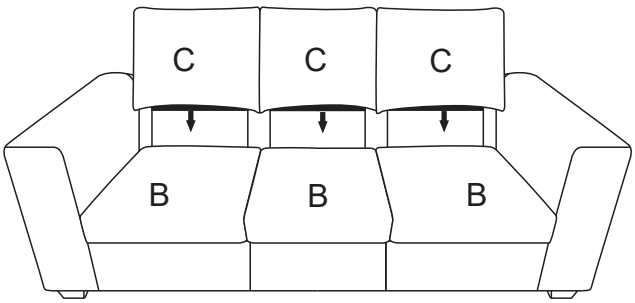

Step 4

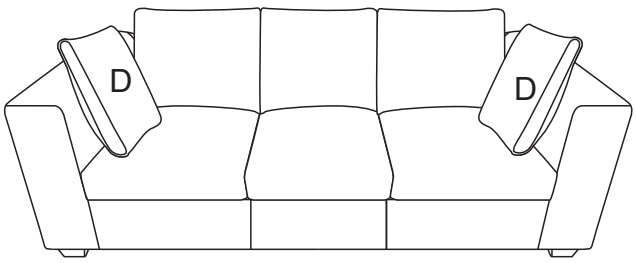

PLEASE READ "VELVET MAINTENANCE INSTRUCTIONS" AT THE BACK IF YOU HAVE PURCHASED AN ITEM IN VELVET FABRIC.