Assembly Instructions

Your sofa comes packaged in one box.DO NOT use any sharp object to open plastic wapped components,as damage to product or components may result.

Carefully remove all of the components from the packaging and set aside for assembly.

Assemble on a soft surface to prevent scratching the finish

Your sofa style may differ from images. Care for your furniture by periodically tighening all legs. Fabric will fade or discolor in direct sunlight.

Minimize exposure to direct sunlight to extend the life of your furniture.

A*1	B*1	C*1	D*1
Seat 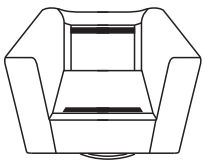	Seat Cushion 	Back Cushion 	Pillow 

Step 1

Please remove the nylon (film) protector from the Velcro strip before attaching the cover.

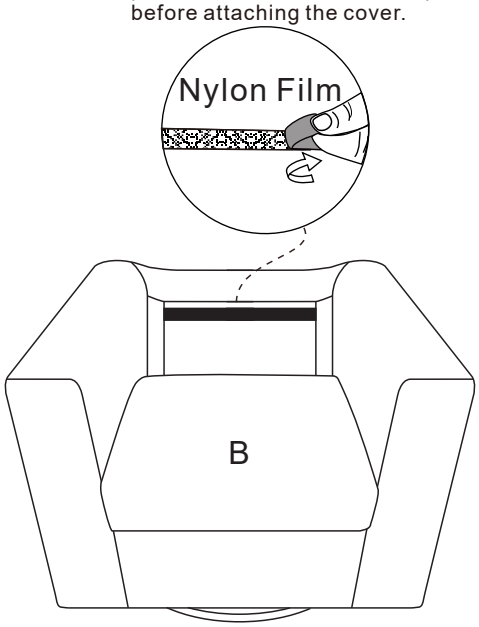

Step 2

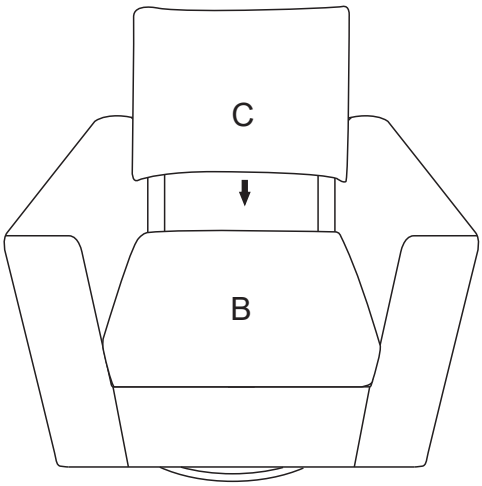

Step 3

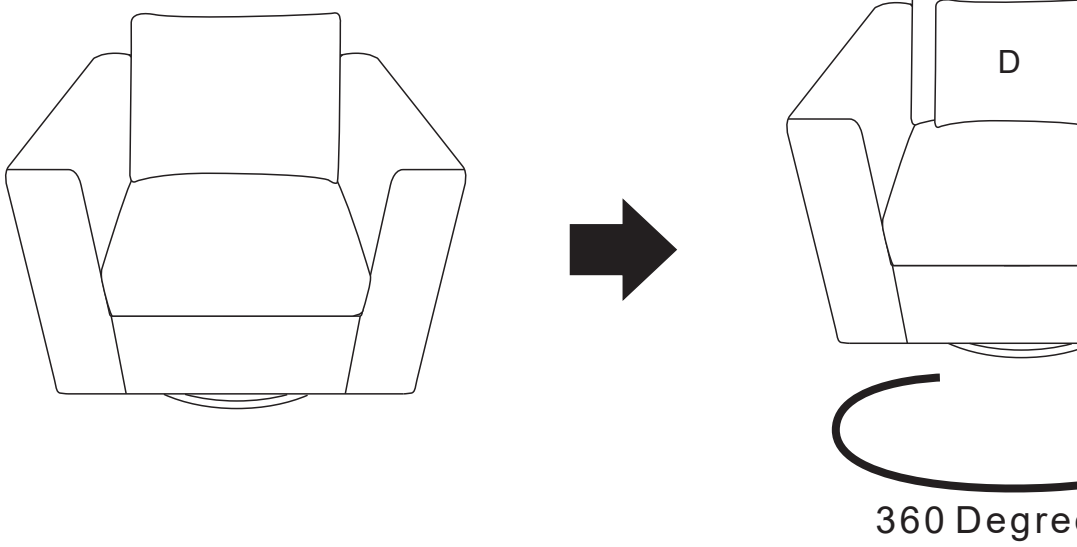

PLEASE READ "VELVET MAINTENANCE INSTRUCTIONS" AT THE BACK IF YOU HAVE PURCHASED AN ITEM IN VELVET FABRIC.